



ES15-15ES

ELECTRIC STACKER 1.5T

 1500 kg  4165 mm  24 V AGM



The ES15-15ES is ideal for small-to-medium warehouses, retail backrooms, and light manufacturing facilities requiring efficient pallet stacking. Thanks to its compact chassis (800 mm width) and tight turning radius of 1500 mm, it performs exceptionally in narrow aisles. Safety features such as emergency reverse button, anti-rolling back brake, and automatic lowering switch enhance safe operation, while crawl speed ensures precision in confined areas.

SPECIFICATION	REF	UNIT	VALUE
Battery type			AGM
Battery nominal capacity		Ah	125
Battery voltage		V	24
Load capacity	Q	kg	1500
Load centre distance	c	mm	600
Service weight		kg	755
Retracted mast height	h ₁	mm	2128
Lift height	h ₃	mm	3227
Height, mast extended	h ₄	mm	3743
Overall length		mm	1740
Overall width	b ₁ /b ₂	mm	800
Length to face of forks	l ₂	mm	575
Fork dimensions	s/e/l	mm	60x170x1150
Turning radius		Wa	1500
Operator type			Pedestrian
Load distance, centre of drive axle to fork		mm	805

Features

Powerful and reliable AC system

The innovative AC drive provides accurate control, strong power, and smooth performance. Combined with a durable hydraulic system and high-quality components, it ensures reliable uptime in daily warehouse operations.



Compact chassis with tight turning radius

At only 800 mm wide, the ES15-15ES is designed for narrow aisles and confined workspaces. Its 1500 mm turning radius makes it agile and efficient even in dense warehouse layouts.

Maintenance-free energy solution

Equipped with a 24V/125Ah maintenance-free battery and onboard 15A charger, the ES15-15ES allows convenient charging without the need for external equipment, reducing downtime and operating costs.





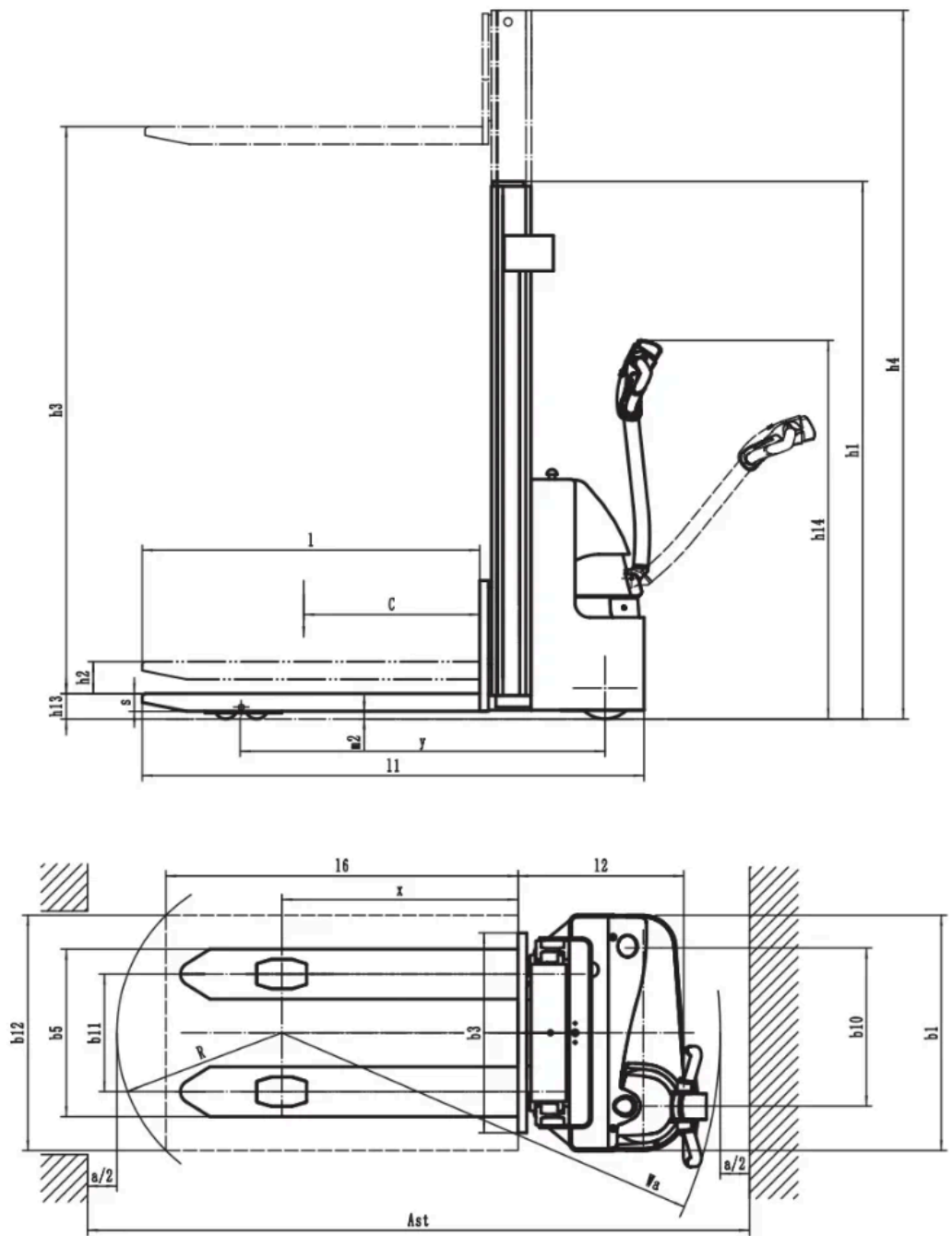
Operator-focused safety and comfort

Features such as the emergency reverse button, anti-rollback brake, and automatic lowering switch enhance safety. The ergonomic tiller and side visibility improve operator comfort and precision during use.

VDI Chart

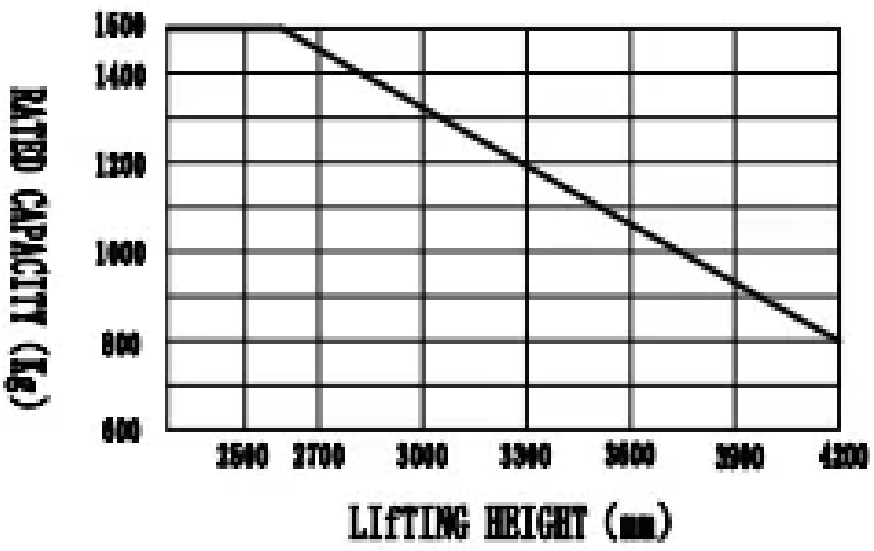
SPECIFICATION		REF	UNIT	VALUE
1.4	Operator type			Pedestrian
1.5	Load capacity	Q	kg	1500
1.6	Load centre distance	c	mm	600
1.8	Load distance, centre of drive axle to fork		mm	805
1.9	Wheelbase		mm	1240
2.1	Service weight		kg	755
2.2	Axle loading, laden front/rear		kg	805/1450
2.3	Axle loading, unladen front/rear		kg	545/210
3.1	Tyre type			PU/PU
3.2	Tyre size, front		mm	Φ230×75
3.3	Tyre size, rear		mm	Φ80×60
3.4	Additional wheels (castor wheels)		mm	Φ130×55
3.5	Wheels, number front/rear (x=drive wheels)			1x +2/4
3.6.1	Tread width, front	b ₁₀	mm	538
3.7.1	Tread width, rear	b ₁₁	mm	400
4.0	Max lift height	H	mm	4165
4.15	Lowered height			88
4.19	Overall length		mm	1740
4.2	Retracted mast height	h ₁	mm	2128
4.20	Length to face of forks	l ₂	mm	575
4.21	Overall width	b ₁ /b ₂	mm	800
4.22	Fork dimensions	s/e/l	mm	60x170x1150
4.24	Fork carriage width		mm	680
4.25	Distance between fork-arms			570

	SPECIFICATION	REF	UNIT	VALUE
4.32	Ground clearance, centre of wheelbase		mm	28
4.34.1	Aisle width for pallets 1000×1200 crossways		Ast	2340
4.34.2	Aisle width for pallets 800×1200 lengthways		Ast	2260
4.35	Turning radius		Wa	1500
4.4	Lift height	h ₃	mm	3227
4.5	Height, mast extended	h ₄	mm	3743
4.9	Height of tiller handle in drive position min./max.			1150/1480
5.1	Travel speed, laden/unladen		km/h	5/5
5.10	Service brake			Electromagnetic
5.2	Lifting speed, laden/unladen		m/s	0.13/0.2
5.3	Lowering speed, laden/unladen		m/s	0.13/0.13
5.8	Max. gradeability, laden/unladen		%	8/16
6.1	Drive motor rating S2 60 min		kW	1.27
6.2	Lift motor rating at S3 15%		kW	3
6.4	Battery nominal capacity		Ah	125
6.4	Battery voltage		V	24
6.4.1	Battery type			AGM
6.5	Battery weight		kg	60
8.1	Type of drive control			AC
10.5	Steering design			Mechanical
10.7	Sound pressure level at the drivers ear		dB(A)	74



ES15-15ES

RATED CAPACITIES GRAPH



Mast Options

MAST TYPE	LIFT HEIGHT (H3, MM)	MAST LOWERED HEIGHT (H1, MM)	MAST EXTENDED HEIGHT, NO BACKREST (H4, MM)
2-Standard Mast	2515	1728	2943
2-Standard Mast	2715	1828	3143
2-Standard Mast	3015	1978	3443
2-Standard Mast	3315	2128	3743
2-Standard Mast	3615	2278	4043
2-Standard Mast	4015	2478	4443
2-Standard Mast	4165	2553	4593

Options

ITEM	OPTIONS (optional items marked in yellow)
Fork dimension	570*1150 570*1000 570*1220 685*1000 685*1150 685*1220

ITEM	OPTIONS (optional items marked in yellow)
Fork carriage width option	680mm 780mm
Load wheel type	Double
Handle head type	Hands big handle head
Load wheel material	PU
Drive wheel material	PU
Battery capacity	125Ah
Charger	24V-15A Internal
Battery display indicator (BDI)	With time
Castor wheels	Yes and not customized